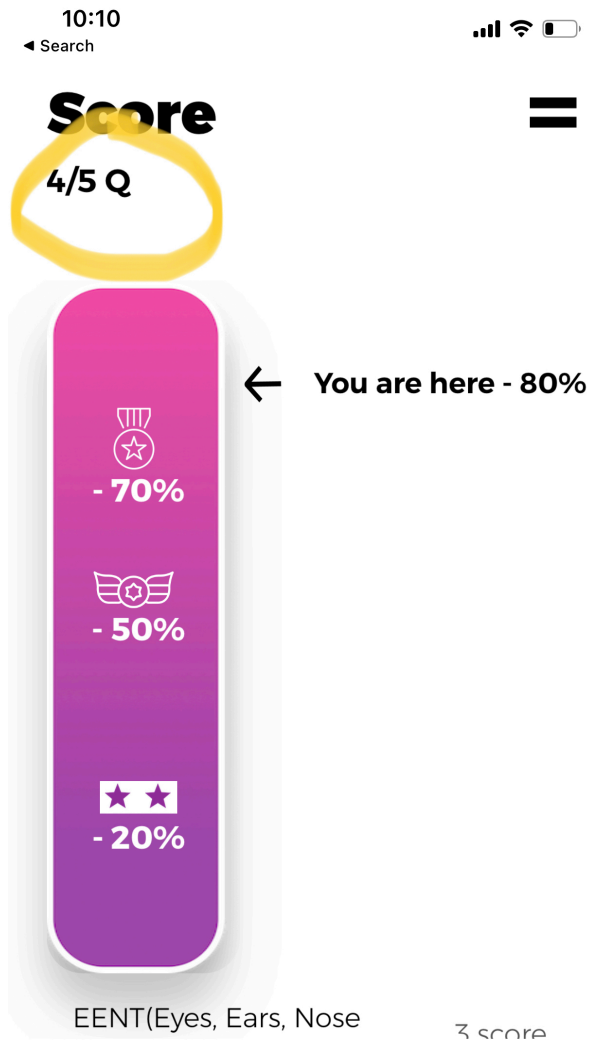


SELF ASSESSMENT – SA CME TAKE HOME EVALUATION

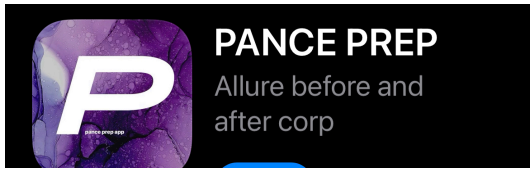
NAME _____ DATE OF COMPLETION _____

Please send us the score page to show your performance after completing a session in the application (Please note it must be at least 300 questions).

See example:



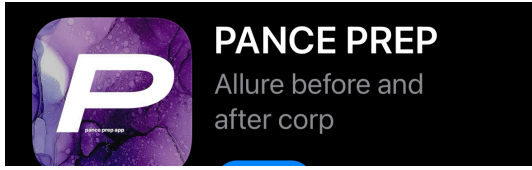
Start Over



SELF ASSESSMENT – SA CME TAKE HOME EVALUATION

At the conclusion of the session, the participant will be able to:

1. Establish core medical data knowledge in order to analyze questions and apply medical knowledge to effectively answer questions based on the Blueprint for the PANCE and PANRE.
2. Differentiate between commonly paired diseases to be able to effectively compare and contrast similarities and differences to improve clinical decisions based on clinical vignettes.
3. Interpret lab and diagnostic studies, formulate most likely diagnoses, apply clinical therapeutics with a working knowledge of indications, contraindications, adverse effects and benefits of pharmaceutical therapeutics
4. Identify and recognize core clinical concepts and key associated to effectively diagnose diseases or initiate a diagnostic pathway that adheres to the accepted standards of medical practice
5. Improve comprehension of question format of the PANCE and PANRE to improve efficiency and proficiency in answering clinically based questions



**SELF ASSESSMENT – SA CME
TAKE HOME EVALUATION**

NAME _____ DATE _____

TITLE (e.g., PA, NP, MD, ATC, PT, OT or other) _____

1. Did the SA – CME PANCE PANRE QUESTION APP meet all the learning objectives anticipated?

- Yes No

2. Please rate the educational content of the course

- Excellent Good Average Poor

3. Was the educational content clinically relevant to your clinical practice

- Excellent Good Average Poor

4. Did the content involve any commercial bias?

- No Yes

5. Did you feel the SA-CME project was valuable??? Please explain Why or Why not

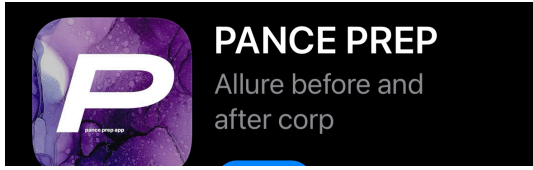
-

6. Please Rate the following SA details

Overall Organization	<input type="checkbox"/> Excellent	<input type="checkbox"/> Good	<input type="checkbox"/> Average	<input type="checkbox"/> Poor
Materials	<input type="checkbox"/> Excellent	<input type="checkbox"/> Good	<input type="checkbox"/> Average	<input type="checkbox"/> Poor
Project effectiveness	<input type="checkbox"/> Excellent	<input type="checkbox"/> Good	<input type="checkbox"/> Average	<input type="checkbox"/> Poor

7. The PANCE QUESTION APP aims to provide a valuable SA-CME program. Please let us know what suggestions you may have to improve this SA-CME in the future

Please submit this COMPLETED evaluation with your answers to the Exams.



**SELF ASSESSMENT – SA CME
TAKE HOME EVALUATION**

YOUR COMPLETED CERTIFICATE FORM

NAME _____ **DATE** _____

TITLE (e.g., PA, NP, MD, ATC, PT, OT or other) _____

How would you like to receive your certificate? (Check one)

Email (please print email address) _____

Via USPS mail (please print mailing address) _____

PLEASE EMAIL ALL COMPLETED FORMS (score, take home evaluation form, and your completed certificate form) to:

dwpa@pancepreppearls.com